

# CALVINO

Designed by Tasarımcı  
Studio Kairos



## VALUE PROPOSAL ÜRÜN NİTELİĞİ



Calvino is a table group that easily adapts to the architecture of the office with its basic geometric dimensions.  
Calvino, temel geometrik boyutları ile ofis mimarisine kolayca uyum sağlayan bir masa grubudur.

KOLEKSİYON

# CALVINO

Designed by Tasarımcı  
Studio Kairos

## AREA OF USE KULLANIM ALANI



Workplace  
İş yeri

## CLEANING & MAINTENANCE TEMİZLİK VE BAKIM



Clean with damp cloth with  
no chemical agents.  
Kimyasal madde içermeyen nemli  
bezle temizleyiniz.

## PRODUCTION TIME ÜRETİM SÜRESİ



6-8 weeks + Shipping  
6-8 hafta + Nakliye

## DETAILS DETAYLAR



-Color choices for wood and metal  
materials should be the same color for  
the material group.

Ahşap ve metal malzemelerinde renk  
seçimleri malzeme grubu özelinde aynı  
renk olmalıdır.

-In table type that includes cabinet,  
the units with the cover in the cabinet  
can be locked.

Dolap tipi masalarda dolap içerisinde  
kapaklı üniteler kilitlenebilir.

-For electrification information, see  
electrification page.

Elektrifikasyon bilgisi için elektrifikasyon  
sayfasına bakınız.

-For material information, see colors  
and materials page.

Malzeme bilgisi için renkler ve  
malzemeler sayfasına bakınız.

-For type code explanation, see type  
code page.

Tip kodu açıklaması için tip kodu  
sayfasına bakınız.

-For dimension information, see  
typology page.

Boyut bilgisi için tipoloji sayfasına  
bakınız.

## WARRANTY GARANTİ



2 Year Warranty \*  
2 Yıl Garanti \*

\*Please contact us for maintenance and repair support.  
\*Bakım ve onarım desteği için firma ile iletişime geçiniz.

## ASSEMBLY NOTES MONTAJ NOTLARI



Product is delivered disassembled.\*  
Ürün demonte olarak teslim edilir.\*

\*Please contact us if you request assembly.  
\*Montaj talep etmeniz durumunda lütfen firma ile iletişime geçiniz.

## OPTIONAL ADD-ON'S İSTEĞE BAĞLI EKLER



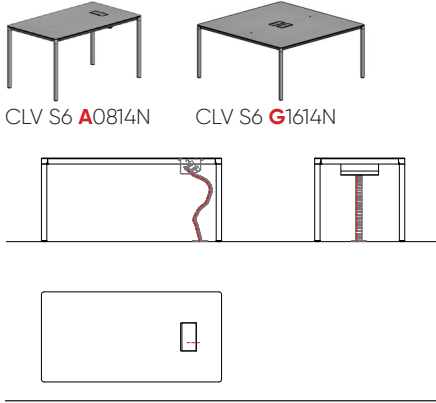
Mini Screen  
Vertebra  
Modesty Panel

It must be ordered separately.  
Ayrı sipariş edilmelidir.



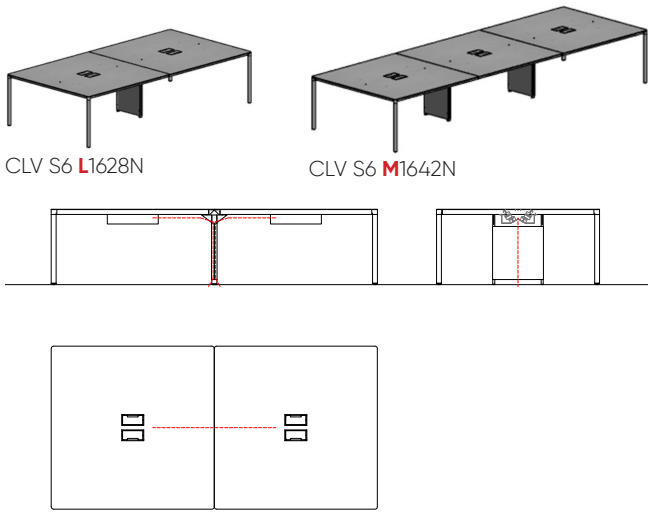
The electrification system of **A** and **G** type table groups is the same. The electrification system diagram is below.

**A** ve **G** tipi masa gruplarının elektrifikasyon sistemi aynıdır. Elektrifikasyon sistemi şeması aşağıdadır.



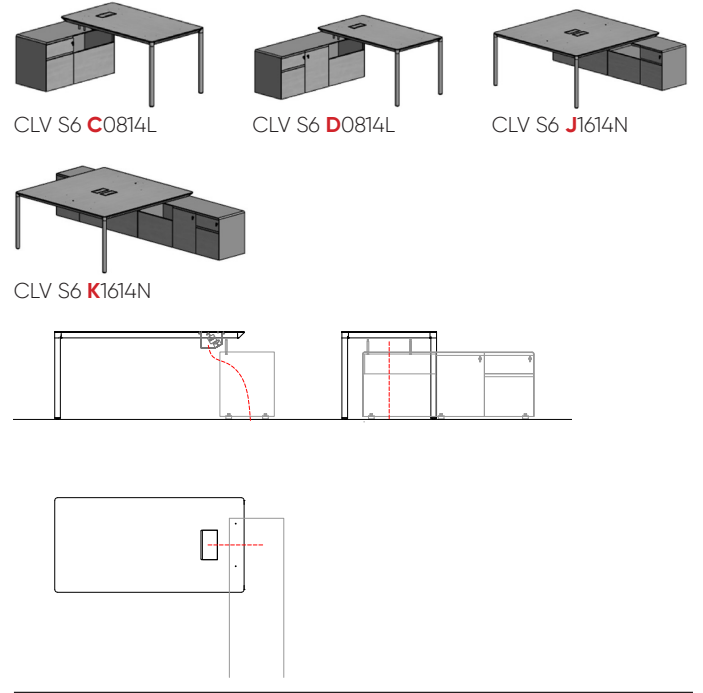
The electrification system of **L** and **M** type table groups is the same. The electrification system diagram is below.

**L** and **M** tipi masa gruplarının elektrifikasyon sistemi aynıdır. Elektrifikasyon sistemi şeması aşağıdadır.



The electrification system of **C**, **D**, **J** and **K** type table groups is the same. The electrification system diagram is below.

**C**, **D**, **J** and **K** tipi masa gruplarının elektrifikasyon sistemi aynıdır. Elektrifikasyon sistemi şeması aşağıdadır.



## COLOURS & MATERIALS RENKLER VE MALZEMELER



**Table Top:** Selected laminates on MDF

**Masa Tablası:** MDF üzerine seçilmiş laminatlar

**Legs:** Steel profile with epoxy or chrome coated

**Ayaklar:** Elektrostatik epoxy veya krom kaplamalı çelik profil

**Cable Tray/Cover:** Epoxy painted metal

**Kablo Tavası/Kapağı:** Epoksi boyalı metal

**Cabinet:** Selected veneers and laminates on 18mm chipboard

**Etajer:** 18 mm sunta üzerine seçilmiş kaplamalar ve laminatlar

**Cabinet Body:** Epoxy painted sheet metal

**Etajer Gövdesi:** Epoksi boyalı sac

**Cabinet Handle:** Epoxy painted metal

**Etajer Kulbu:** Epoksi boyalı metal

Attention: All wood surfaces have to same color.


Dikkat: Tüm metal yüzeyler aynı renkte olmalıdır.



### Laminate Laminat



3101



3153



3241



4598, Real Oak



4599, Dark Oak

### Veneer Kaplama



10371, White Oak



10766, Smoke Oak



13991, Alpi GR012

### Epoxy Epoksi



RAL7021





**Table Top 1:** Selected laminates and veneers on MDF

**Masa Tablası 1:** MDF üzerine seçilmiş laminatlar ve kaplamalar

**Table Top 2:** Selected leathers and lacquers

**Masa Tablası 2:** Seçili deri ve lakeler

**Legs:** Steel profile with epoxy or chrome coated

**Ayaklar:** Elektrostatik epoxy veya krom kaplamalı çelik profil

**Cable Tray/Cover:** Selected veneers on metal

**Kablo Tavası/Kapağı:** Metal üzeri seçili kaplamalar

**Cabinet:** Selected veneers and laminates on 18mm chipboard

**Etajer:** 18 mm sunta üzerine seçilmiş kaplamalar ve laminatlar

**Cabinet Body:** Epoxy painted sheet metal

**Etajer Gövdesi:** Epoksi boyalı sac

**Cabinet Handle:** Epoxy painted sheet metal

**Etajer Kulbu:** Epoksi boyalı sac

Attention: All metal surfaces have to same color.


Dikkat: Tüm metal yüzeyler aynı renkte olmalıdır.



### Laminate Laminat



3101



3153



3241



4598, Real Oak



4599, Dark Oak

### Veneer Kaplama



10371, White Oak



10766, Smoke Oak



13991, Alpi GR012

### Lacquered Lak



Matte White



Matte Black

### Epoxy Epoksi



RAL7021

### Leather Deri



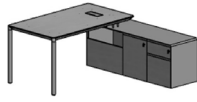
10000014022, 9024



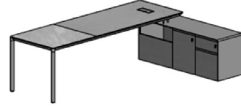
TYPE CODE EXAMPLES TİP KODU ÖRNEKLERİ



Operational Desk:  
Operasyonel Masa:  
CLV S6 **A0814N**



Operational Desk:  
Operasyonel Masa:  
CLV S6 **D0814R**



Executive Desk:  
Yönetici Masası:  
CLV S6 **D0824R**



Operational Desk:  
Operasyonel Masa:  
CLV S6 **G1614N**



Operational Desk:  
Operasyonel Masa:  
CLV S6 **L1628N**

## A0814L

### TYPE CODE EXPLANATION KOD AÇIKLAMASI

single desk / 800 mm table depth / 1400 mm table length / cable cover  
tekli masa / 800 mm masa derinliği / 1400 mm masa uzunluğu / kablo kapağı

## A0814L

### PRODUCT TYPE ÜRÜN TİPİ

- A** single desk  
tekli masa
- C** single desk with side cabinet  
yan dolaplı tekli masa
- D** single desk with long side cabinet  
uzun yan dolaplı tekli masa
- G** double desk  
çift masa
- J** double desk with side cabinet  
yan dolaplı çift masa
- K** double desk with long side cabinet  
uzun yan dolaplı çift masa
- L** quad desk  
dörtlü masa

## A0814L

### TABLE DEPTH MASA DERİNLİĞİ

- 08** 800 mm
- 16** 1600 mm

## A0814L

### TABLE LENGTH MASA UZUNLUĞU

- 14** 1400 mm
- 16** 1600 mm
- 18** 1800 mm
- 24** 2400 mm
- 28** 2800 mm
- 32** 3200 mm
- 42** 4200 mm
- 48** 4800 mm

## A0814L

### SPECIAL FEATURE ÖZEL ÖZELLİKLER

- L** left  
sol
- N** neutral  
nötr
- R** right  
sağ

## TPOLOGY TİPOLOJİ



The meanings of the abbreviations are given below.  
Kısaltmaların anlamları aşağıda verilmiştir.

pc: pieces parça, mc: volume hacim, kg: weight ağırlık



CLV S6 A0814N  
L: 1400 mm / 55.12 inch  
D: 800 mm / 31.50 inch  
H: 740 mm / 29.13 inch



mc 0,160



CLV S6 A0816N  
L: 1600 mm / 62.99 inch  
D: 800 mm / 31.50 inch  
H: 740 mm / 29.13 inch



mc 0,180



CLV S6 A0818L  
L: 1800 mm / 70.87 inch  
D: 800 mm / 31.50 inch  
H: 740 mm / 29.13 inch



mc 0,190



CLV S6 C0814L  
L: 1400-1735 mm / 55.12-68.31 inch  
D: 800-1225 mm / 31.50-48.23 inch  
H: 740 mm / 29.13 inch



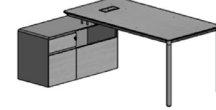
mc 0,530



CLV S6 C0814R  
L: 1400-1735 mm / 55.12-68.31 inch  
D: 800-1225 mm / 31.50-48.23 inch  
H: 740 mm / 29.13 inch



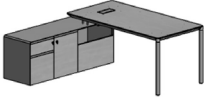
mc 0,530



CLV S6 C0816L  
L: 1400-1644 mm / 55.12-64.72 inch  
D: 800-1615 mm / 31.50-63.58 inch  
H: 745 mm / 29.33 inch



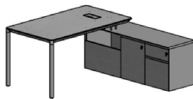
mc 0,550



CLV S6 C0816R  
L: 1600-1935 mm / 62.99-76.18 inch  
D: 800-1635 mm / 31.50-64.37 inch  
H: 740 mm / 29.13 inch



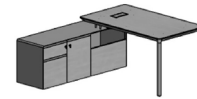
mc 0,550



CLV S6 D0814R  
L: 1400-1735 mm / 55.12-68.31 inch  
D: 800-1635 mm / 31.50-64.37 inch  
H: 740 mm / 29.13 inch



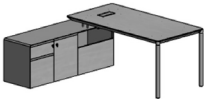
mc 0,670



CLV S6 D0814L  
L: 1400-1735 mm / 55.12-68.31 inch  
D: 800-1635 mm / 31.50-64.37 inch  
H: 740 mm / 29.13 inch



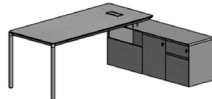
mc 0,670



CLV S6 D0816L  
L: 1600-1935 mm / 62.99-76.18 inch  
D: 800-1635 mm / 31.50-64.37 inch  
H: 740 mm / 29.13 inch



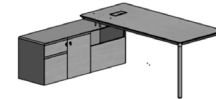
mc 0,690



CLV S6 D0816R  
L: 1600-1935 mm / 62.99-76.18 inch  
D: 800-1635 mm / 31.50-64.37 inch  
H: 740 mm / 29.13 inch



mc 0,690



CLV S6 D0818L  
L: 1800-2135 mm / 70.87-84.06 inch  
D: 800-1635 mm / 31.50-64.37 inch  
H: 740 mm / 29.13 inch



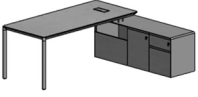
mc 0,710

## TYOLOGY TİPOLOJİ



The meanings of the abbreviations are given below.  
Kısaltmaların anlamları aşağıda verilmiştir.

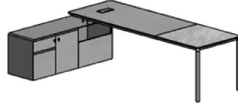
pc: pieces parça, mc: volume hacim, kg: weight ağırlık



CLV S6 D0818R  
L: 1800-2135 mm / 70.87-84.06 inch  
D: 800-1635 mm / 31.50-64.37 inch  
H: 740 mm / 29.13 inch



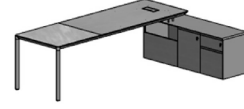
mc **0,710**



CLV S6 D0824L  
L: 2400-2735 mm / 94.49-107.68 inch  
D: 800-1635 mm / 31.50-64.37 inch  
H: 740 mm / 29.13 inch



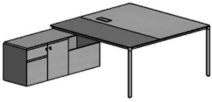
mc **0,770**



CLV S6 D0824R  
L: 2400-2735 mm / 94.49-107.68 inch  
D: 800-1635 mm / 31.50-64.37 inch  
H: 740 mm / 29.13 inch



mc **0,770**



CLV S6 D1616L  
L: 1600-1935 mm / 62.99-76.18 inch  
D: 1600-2260 mm / 62.99-88.98 inch  
H: 740 mm / 29.13 inch



mc **0,840**



CLV S6 D1616R  
L: 1600-1935 mm / 62.99-76.18 inch  
D: 1600-2260 mm / 62.99-88.98 inch  
H: 740 mm / 29.13 inch



mc **0,840**



CLV S6 G1614N  
L: 1400 mm / 55.12 inch  
D: 1600 mm / 62.99 inch  
H: 740 mm / 29.13 inch



mc **0,290**



CLV S6 G1616N  
L: 1600 mm / 62.99 inch  
D: 1600 mm / 62.99 inch  
H: 740 mm / 29.13 inch



mc **0,330**



CLV S6 J1614N  
L: 1400-1735 mm / 55.12-68.31 inch  
D: 1600-2100 mm / 62.99-82.68 inch  
H: 740 mm / 29.13 inch



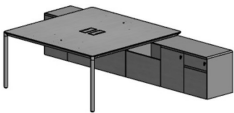
mc **0,100**



CLV S6 J1616N  
L: 1600-1935 mm / 62.99-76.18 inch  
D: 1600-2100 mm / 62.99-82.68 inch  
H: 740 mm / 29.13 inch



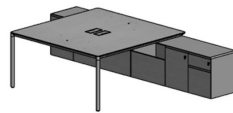
mc **1,07**



CLV S6 K1614N  
L: 1400-1735 mm / 55.12-68.31 inch  
D: 1600-2920 mm / 62.99- 114.96 inch  
H: 740 mm / 29.13 inch



mc **1,32**



CLV S6 K1616N  
L: 1600-1935 mm / 55.12-68.31 inch  
D: 1600-2920 mm / 62.99- 114.96 inch  
H: 740 mm / 29.13 inch



mc **1,35**



CLV S6 L1628N  
L: 2800 mm / 110.24 inch  
D: 1600 mm / 62.99 inch  
H: 740 mm / 29.13 inch



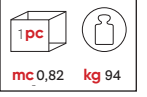
mc **0,780**

## TPOLOGY TİPOLOJİ



The meanings of the abbreviations are given below.  
Kısaltmaların anlamları aşağıda verilmiştir.


pc: pieces parça, mc: volume hacim, kg: weight ağırlık



CLV S6 L1632N  
L: 3200 mm / 55.12 inch  
D: 1600 mm / 62.99 inch  
H: 740 mm / 29.13 inch



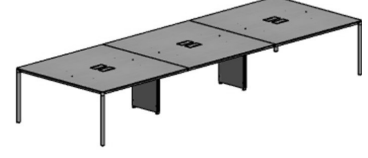
mc **0,880**



CLV S6 M1642N  
L: 4200 mm / 165.35 inch  
D: 1600 mm / 62.99 inch  
H: 740 mm / 29.13 inch



mc **1,170**



CLV S6 M1648N  
L: 4800 mm / 188.98 inch  
D: 1600 mm / 62.99 inch  
H: 740 mm / 29.13 inch



mc **1,310**

**KOLEKSİYON**

[www.koleksiyon.com.tr](http://www.koleksiyon.com.tr)