

# ANATOLE

Designed by  
**Jean Michel Wilmotte**



---

## VALUE PROPOSAL



Introducing Anatole Chairs, a revolutionary approach to seating in the modern workplace. Merging cutting-edge ergonomic design with geometric aesthetics, this chair and stool collection is tailored for the demands of extended office use, where individuals may spend eight or more hours in a single chair and desk position. Elevate your workspace with Anatole, where comfort meets sophisticated design.

# ANATOLE

Designed by **Jean Michel Wilmotte**

---

## PRODUCTION TIME



6-8 weeks + Shipping

---

## ASSEMBLY NOTES



The product is delivered assembled.

---

## WARRANTY



The warranty period shall be two years as of the date of delivery of the product.

Any malfunction that arises out of such use of the product that is in breach of the requirements and specifications set forth within the relevant user's manual shall be excluded from the warranty scope.

Warranty does not apply to customer's own fabric, leather, or other materials.

---

## CLEANING & MAINTENANCE



Clean with a damp cloth with no chemical agents.

The maintenance and cleaning instructions for fabric, wood, marble, glass, metal and plastic used in our products are available in the cleaning and maintenance manual.

\* Please scan the QR code to see the cleaning and maintenance manual.



## COLORS & MATERIALS



**Seat:** Selected fabrics or leathers

**Base:** Powder coated metal and plastic five-star base

**Footrest:** Powder coated metal

Anatole Chair Series supports the following upholstery materials from the Koleksiyon Fabrics catalogue.

Please scan the QR code to see the fabric information.



### Fabrics

**A** Crepe  
FK028  
İstanbul

**B** Era\*  
Alba\*  
Valor

**C** Furnilana\*  
Jeans  
Torino  
Jet  
Rivet

**D** Main Line Flax\*  
Synergy\*

**E** Iseo  
Matera  
Remix 3\*\*  
Clara 2\*\*  
Reflect\*\*

**F** Oceanic  
Craggan  
Memory 2\*\*  
Steelcut Trio 3\*\*  
Encircle\*\*

### Leathers

Genuine Leathers A  
Genuine Leathers B  
Genuine Leathers C  
Artificial Leathers  
Vita Artificial Leathers

\*The marked fabrics are only available for Anatole S1 High Chair and Anatole S1 Low Chair.

\*\*The marked fabrics are only available for Anatole S1 High Stool and Anatole S1 Low Stool. All fabrics are available for Anatole S1 High Stool and Anatole S1 Low Stool.

All leathers are available for all models.

### Metal Finish

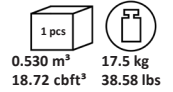


RAL7021  
ANTHRACITE

## TECHNICAL DRAWINGS



### ANATOLE S1 HIGH CHAIR



#### Dimensions:

Overall Width: 697 mm / 27.4"  
 Overall Depth: 697 mm / 27.4"  
 Overall Height: 909-1109 mm / 35.8-43.7"  
 Seat Height: 671-871 mm / 26.4-34.3"  
 Seat Diameter: 420 mm / 16.5"

For COM: Customer's Own Material

1.5 meters/1.64 yards of fabric required.

For COL: Customer's Own Leather

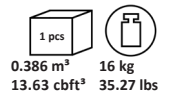
130 dm<sup>2</sup>/13.99 sq.ft of leather required.

#### Product Description:

- Steel frame structure with upholstered injected polyurethane shell
- High task chair
- Swivel mechanism
- Height adjustment mechanism
- Powder coated steel base column, mechanism, and footrest
- Black plastic five star base
- Soft floor compatible plastic casters

Casters for hard floor use are available, please specify and order separately.

### ANATOLE S1 LOW CHAIR



#### Dimensions:

Overall Width: 697 mm / 27.4"  
 Overall Depth: 697 mm / 27.4"  
 Overall Height: 616-759 mm / 24.3-29.9"  
 Seat Height: 386-529 mm / 15.2-20.8"  
 Seat Diameter: 420 mm / 16.5"

For COM: Customer's Own Material

1.5 meters/1.64 yards of fabric required.

For COL: Customer's Own Leather

130 dm<sup>2</sup>/13.99 sq.ft of leather required.

#### Product Description:

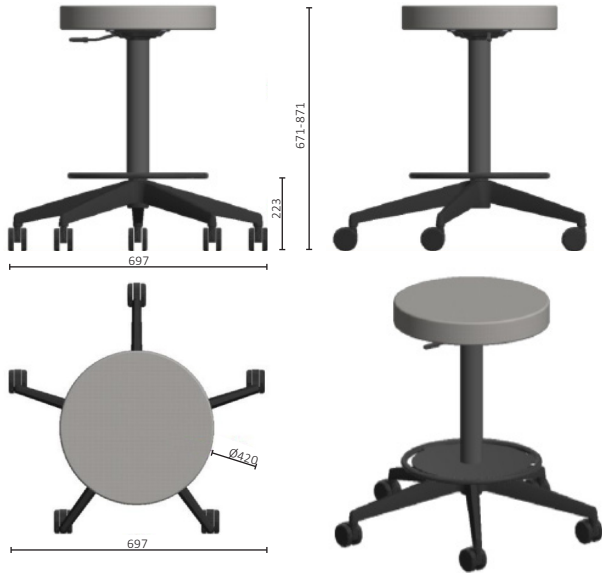
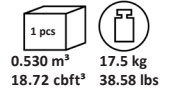
- Steel frame structure with upholstered injected polyurethane shell
- Low task chair
- Swivel mechanism
- Height adjustment mechanism
- Powder coated steel base column and mechanism
- Black plastic five star base
- Soft floor compatible plastic casters

Casters for hard floor use are available, please specify and order separately.

TECHNICAL DRAWINGS



ANATOLE S1 HIGH STOOL



Dimensions :

- Overall Width:** 697 mm / 27.4"
- Overall Depth:** 697 mm / 27.4"
- Overall/Seat Height:** 671-871 mm / 26.4-34.3"
- Seat Diameter:** 420 mm / 16.5"

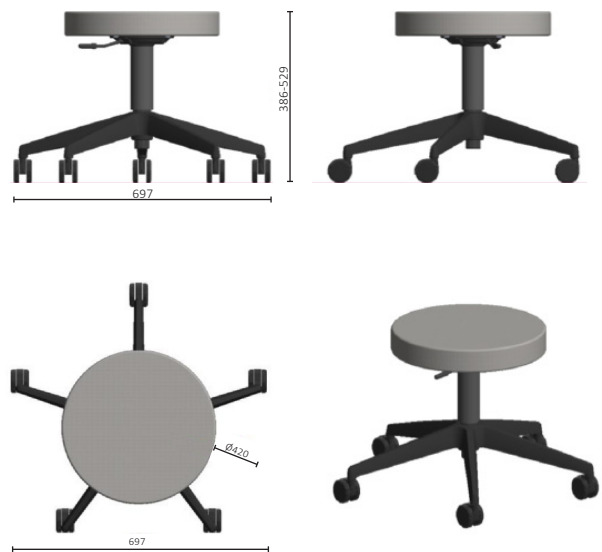
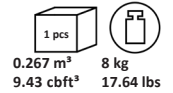
For COM: Customer's Own Material  
1 meters/1.09 yards of fabric required.  
For COL: Customer's Own Leather  
90 dm²/9.69 sq.ft of leather required.

Product Description:

- Steel frame structure with upholstered injected polyurethane shell
- High stool
- Swivel mechanism
- Height adjustment mechanism
- Powder coated steel base column, mechanism, and footrest
- Black plastic five star base
- Soft floor compatible plastic casters

Casters for hard floor use are available, please specify and order separately.

ANATOLE S1 LOW STOOL



Dimensions:

- Overall Width:** 697 mm / 27.4"
- Overall Depth:** 697 mm / 27.4"
- Overall & Seat Height:** 386-529 mm / 15.2-20.8"
- Seat Diameter:** 420 mm / 16.5"

For COM: Customer's Own Material  
1 meters/1.09 yards of fabric required.  
For COL: Customer's Own Leather  
90 dm²/9.69 sq.ft of leather required.

Product Description:

- Steel frame structure with upholstered injected polyurethane shell
- Low stool
- Swivel mechanism
- Height adjustment mechanism
- Powder coated steel base column and mechanism
- Black plastic five star base
- Soft floor compatible plastic casters

Casters for hard floor use are available, please specify and order separately.

☺koleksiyon