

∴ koleksiyon



# REGENERATING THE WORKSPACES

Desks, Tables and Trays

#MomentsofLife





## DESKS

<b>6</b>	Barbari
<b>10</b>	Borges
<b>14</b>	Calvino
<b>16</b>	Cap
<b>22</b>	Hai
<b>28</b>	Partita
<b>34</b>	Pi
<b>40</b>	Porte
<b>44</b>	Threshold

## CONFERENCE TABLES

<b>52</b>	Convivium
<b>56</b>	Glenn
<b>60</b>	Partita
<b>64</b>	Porte


## OCCASIONAL TABLES

<b>68</b>	Cantata
<b>76</b>	Guamba
<b>80</b>	Partita
<b>72</b>	Swan

## OCCASIONAL TABLES

<b>104</b>	Bremen	<b>96</b>	Plan
<b>84</b>	Guamba	<b>120</b>	Plinth
<b>108</b>	Hilara	<b>100</b>	Ray
<b>112</b>	Laluce	<b>124</b>	Saba
<b>88</b>	Line	<b>128</b>	Terna
<b>116</b>	Madrigal		
<b>92</b>	Narcissus		





## **Desks**

# BARBARI

Design | Studio Kairos

Barbari, a special joint detail makes this desk unique. It allows for it look like a floating desktop adding elegance to the office environment through its slim and simple design.







A laminate coated particle board top with abs edge banding.  
Epoxy painted metal legs to match. The special joint between desktop and legs is a carrier steel frame painted epoxy.





BARBARI S3 A0812NK /  
A0814NK / A0816NK / A0818NK  
L: 47,24 / 55,12 / 62,99 / 70,87 in  
D: 31,50 in  
H: 29,13 in



BARBARI S3 C0814LK / C0816LK  
L: 67,44 / 75,31 in  
D: 47,44 in  
H: 29,13 in



BARBARI S3 C0814RK / C0816RK  
L: 67,44 / 75,31 in  
D: 47,44 in  
H: 29,13 in



BARBARI S3 D0814LK /  
D0816LK / D0818LK  
L: 67,44 / 75,31 / 83,19 in  
D: 63,58 in  
H: 29,13 in



BARBARI S3 D0814RK / D0816RK  
/ D0818RK  
L: 67,44 / 75,31 / 83,19 in  
D: 63,58 in  
H: 29,13 in



BARBARI S3 G1612NKT /  
G1614NKT / G1616NKT  
L: 62,99 in  
D: 47,24 / 55,12 / 62,99 in  
H: 29,13 in



BARBARI S3 J1614NKT  
L: 67,44 in  
D: 81,10 in  
H: 29,13 in



BARBARI S3 K1614NKT / K1616NKT  
L: 67,44 / 75,31 in  
D: 114,17 in  
H: 29,13 in



BARBARI S3 L1628NKT / L1632NKT  
L: 110,24 / 125,98 in  
D: 62,99 in  
H: 29,13 in



BARBARI S3 M1642NKT / M1648NKT  
L: 165,35 / 188,98 in  
D: 62,99 in  
H: 29,13 in



# BORGES

Design | Studio Kairos

Borges table series, designed by Studio Kairos, stands out with its aluminum leg structure with a unique form.





The Borges table series, which has various sizes and forms, has laminate color options in various shades. The legs and concealment panel are available in epoxy painted metal. Etajer is made of melamine board. Center lid and top drawer panels are locked. Vertical adjustment is possible on the drawer panel.





BORGES S4 A0814NK / A0816NK / A0818NK  
L: 55,12 / 62,99 / 70,87 in  
D: 31,50 in  
H: 29,33 in



BORGES S4 C0814LK / C0816LK  
L: 55,12-64,72 / 62,99-72,60 in  
D: 31,50-47,44 in  
H: 29,33 in



BORGES S4 C0814RK / C0816RK  
L: 55,12-64,72 / 62,99-72,60 in  
D: 31,50-47,44 in  
H: 29,33 in



BORGES S4 G1614NK / G1616NK  
L: 55,12 / 62,99 in  
D: 62,99 in  
H: 29,33 in



BORGES S4 D0814LK / D0816LK / D0818LK  
L: 55,12-64,72 / 62,99-72,60 / 70,87-80,47 in  
D: 31,50-63,58 in  
H: 29,33 in



BORGES S4 D0814RK / D0816RK / D0818RK  
L: 55,12-64,72 / 62,99-72,60 / 70,87-80,47 in  
D: 31,50-63,58 in  
H: 29,33 in



BORGES S4 L1628NK / L1632NK  
L: 110,24 / 118,90 in  
D: 62,99 in  
H: 29,33 in



BORGES S4 J1614NK / J1616NK  
L: 55,12-64,72 / 62,99-81,89 in  
D: 62,99-81,89 in  
H: 29,33 in



BORGES S4 K1614NK / K1616NK  
L: 55,12-64,72 in / 62,99-72,60 in  
D: 62,99-114,17 in  
H: 29,33 in



# CALVINO

Design | Studio Kairos

Designed by Studio Kairos, Calvino is a desk group that easily fits into office architecture with its sleek but industrious geometric dimensions.







Calvino table systems feature rounded edges, simple shapes, and instead of the usual thickness of the top or frame, a thin line of only 4 millimeters connects the panel surface with the tapering frame. The legs are not angular and rectangular; they consist of a cylindrical piece that merges almost seamlessly with the building frame. Central locking system is used in side etagere table types. Drawer module and cabinet can be locked.





CLV S6 A0814N / A0816N /  
A0818N  
L: 55,12/ 62,99 / 70,87 in  
D: 31,50 in  
H: 29,13 in



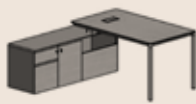
CLV S6 C0814L / C0816NL  
L: 55,12-68,31 / 62,99-76,18 in  
D: 31,50-48,23 in  
H: 29,13 in



CLV S6 C0814R / C0816R  
L: 55,12-68,31 / 62,99-76,18 in  
D: 31,50-48,23 in  
H: 29,13 in



CLV S6 G1614N / G1616N  
L: 55,12 / 162,99 in  
D: 62,99 in  
H: 29,13 in



CLV S6 D0814L / D0816L / D0818L  
/ D0824L  
L: 55,12-68,31 / 62,99-76,18  
/ 70,87-84,05/94,49-107,68 in  
D: 31,50-64,37 in  
H: 29,13 in



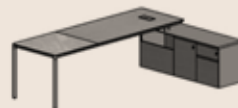
CLV S6 D0814R / D0816R / D0818R  
/ D0824R  
L: 55,12-68,31 / 62,99-76,18  
/ 70,87-84,05 / 94,49-107,68 in  
D: 31,50-64,37 in  
H: 29,13 in



CLV S6 L1628N / L1632N  
L: 110,24 / 125,98 in  
D: 62,99 in  
H: 29,13 in



CLV S6 D0824L  
L: 94,49-107,68 in  
D: 31,50-64,37 in  
H: 29,13 in



CLV S6 D0824R  
L: 94,49-107,68 in  
D: 31,50-64,37 in  
H: 29,13 in



CLV S6 M1642N / M1648N  
L: 110,24 / 125,98 in  
D: 62,99 in  
H: 29,13 in



CLV S6 D1616L  
L: 62,99-76,18 in  
D: 62,99-88,98 in  
H: 29,13 in



CLV S6 D1616R  
L: 62,99-76,18 in  
D: 62,99-88,98 in  
H: 29,13 in



CLV S6 J1614N / J1616N  
L: 55,12-68,31 / 62,99-76,18 in  
D: 62,99-82,68 in  
H: 29,13 in



CLV S6 K1614N / K1616N  
L: 55,12-68,31 / 62,99-76,18 in  
D: 62,99-114,96 in  
H: 29,13 in

# CAP

Design | Studio Kairos

Cap is designed as a personal workspace, providing a quiet haven in the midst of the busy pace of the open office.



SIZE  
L: 1000 mm  
D: 890 mm  
H: 740-1565 mm



The product body is presented to the user by covering fabric on plywood shaped using molds. It is compatible with Borges table family with its aluminum leg structure. Group socket system, lighting and cable carrier accessories in accordance with various standards are offered together with the Cap product.



# HAI

Design | Faruk Malhan

Hai is a height adjustable solution. Created with the user in mind, we created a sleek design that can suit both home and office settings. the Height adjustability allows for worker to sit-stand at the desk during the day to allow for better blood circulation.





Desk top color variations are available in our Materials Library. Metal legs are available in all epoxy colors. Different fabric options are available for divider screen or modesty panel.











HAI SO AR5A0816 / AR5A0818  
 L: 62,99 / 70,87 in  
 D: 31,50 in  
 H: 27,83-47,52 in



HAI SO AR5A0816\_K / AR5A0818\_K  
 L: 62,99 / 70,87 in  
 D: 31,50 in  
 H: 27,83-47,52 in



HAI SO AR6A0816 / AR6A0818  
 L: 62,99 / 70,87 in  
 D: 31,50 in  
 H: 24,49-47,52 in



HAI SO AR6A0816\_K / AR6A0818\_K  
 L: 62,99 / 70,87 in  
 D: 31,50 in  
 H: 24,49-50,08 in



HAI SO AR5G1716 / AR5G1718  
 L: 62,99 / 70,87 in  
 D: 65,35 in  
 H: 27,00-46,69 in



HAI SO AR5G1716\_K / AR5G1718\_K  
 L: 62,99 / 70,87 in  
 D: 65,35 in  
 H: 27,00-46,69 in



HAI SO AR6G1716 / AR6G1718  
 L: 62,99 / 70,87 in  
 D: 65,35 in  
 H: 23,66-49,25 in



HAI SO AR6G1716\_K / AR6G1718\_K  
 L: 62,99 / 70,87 in  
 D: 65,35 in  
 H: 23,66-49,25 in



# PARTITA

Design | Faruk Malhan

Partita showcase how versatile open desking can allow for separation and individualism but also act as a great communal or conferencing table.





Partita stands out with its simplistic design. Showcasing solid wood legs which helps point out the architectural memory and warm touch

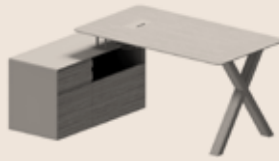








PARTITA S4 A0814K / A0816K / A0818K  
 L: 55,12 / 62,99 / 70,87 in  
 D: 31,50 in  
 H: 29,13 in




PARTITA S4 C0814LK / C0816LK  
 L: 55,12-65,16 / 62,99-72,76 in  
 D: 31,50-48,23 in  
 H: 29,13 in




PARTITA S4 C0814RK / C0816RK  
 L: 55,12-65,16 / 62,99-72,76 in  
 D: 31,50-48,23 in  
 H: 29,13 in



PARTITA S4 G1614KT / G1616KT  
 L: 55,12 / 62,99 in  
 D: 62,99 in  
 H: 29,13 in



PARTITA S4 D0814LK / D0816LK / D0818LK  
 L: 55,12-65,16 / 62,99-73,03 / 70,87-80,91 in  
 D: 31,50-64,37 in  
 H: 29,13 in



PARTITA S4 D0814RK / D0816RK / D0818RK  
 L: 55,12-65,16 / 62,99-73,03 in  
 D: 31,50-64,37 in  
 H: 29,13 in



PARTITA S4 D0814RK  
 L: 110,24 / 125,98 in  
 D: 62,99 in  
 H: 29,13 in



PARTITA S4 J1614KT / J1616KT  
 L: 55,12-64,88 / 62,99-72,76 in  
 D: 62,99-82,68 in  
 H: 29,13 in



PARTITA S4 D0814LK  
 L: 55,12-64,88 / 62,99-72,76 in  
 D: 62,99-114,96 in  
 H: 29,13 in





# PI

Design | Tristan Lohner

Symbols are not only translations of certain concepts, but also graphic representations with their own aesthetic stance. The Pi table series, which won an award in the Silver category of the International Muse Design Awards, draws attention as a design that takes reference from the graphic structure of the pi symbol.





With the desktop panel you can easily create a two-person workstation adjacent to a single desk. On the square Pi tables, you can position four people set at social distancing by changing direction. In addition to the single work table type, there are also double and quadruple work tables, meeting tables and bar tables with shelves.









PI S1 A0808NK / A0810NK  
/ A0812NK / A0814NK / A0816NK  
/ A0818NK  
L: 31,50 / 39,37 / 47,24 / 55,12 /  
62,99 / 70,87 in  
D: 31,50 in  
H: 29,13 in



PI S1 S0814NK / S0816NK / S0820NK  
L: 55,12 / 62,99 / 78,74 in  
D: 31,50 in  
H: 29,13 in



PI S1 PBM0716 / PBM0718 /  
PBM0722  
L: 62,99 / 70,87 / 86,61 in  
D: 27,17 in  
H: 42,16 in



PI S1 G1612NK / G1614NK /  
G1616NK  
/ G1618NK  
L: 47,24 / 55,12 / 62,99 / 70,87  
D: 62,99 in  
H: 29,13 in



PI S1 L1624NK / L1628NK / L1632NK  
/ L1636NK  
L: 91,34 / 107,09 / 122,83 / 138,58 in  
D: 62,99 in  
H: 29,13 in



PI S1 TM296 / TM316 / TM336  
/ TM356 / TM376  
L: 116,54 / 124,41 / 132,28 / 140,16 /  
148,03 in  
D: 55,12 in  
H: 29,13 in



PI S1 TM220  
L: 86,61 in  
D: 47,24 in  
H: 29,13 in





# PORTE

Design | Faruk Malhan

Porte is designed to provide significant freedoms to the worker through economies of space and fictional variety. All kinds of layout proposals derived from single and double tables are proposed as a series that is much more flexible and saves the user from the confusion of using right and left.








Tables are available in single and dual sided. For any larger composition, such as four, six or more people, double desks are placed adjacent to each other. Porte is designed with flexibility in mind, ease of installation and ability to maximize space while growing with little costs associated.









PORTE S1 A0812N / A0814N /  
A0816N / A0818N / A0812NK /  
A0814NK / A0816NK / A0818NK  
L: 47,24 / 55,12 / 62,99 / 70,87 in  
D: 31,50 in  
H: 29,13 in



PORTE S1 C0814LK / C0816LK  
L: 55,12-64,69 / 62,99-72,56 in  
D: 31,50-47,44 in  
H: 29,13 in



PORTE S1 C0814RK / C0816RK  
L: 55,12-64,69 / 62,99-72,56 in  
D: 31,50-47,44 in  
H: 29,13 in



PORTE S1 G1612NKT / G1614NKT  
/ G1616NKT  
L: 47,24 / 55,12 / 62,99 in  
D: 62,99 in  
H: 29,13 in



PORTE S1 D0814LK / D0816LK  
/ D0818LK  
L: 55,12-1643 / 62,99-72,56/  
70,87-80,43 in  
D: 31,50-63,58 in  
H: 29,13 in



PORTE S1 D0814RK /  
D0816RK / D0818RK  
L: 55,12-1643 / 62,99-72,56/  
70,87-80,43 in  
D: 31,50-63,58 in  
H: 29,13 in



PORTE S1 L1628NKT / L1632NKT  
L: 110,24 / 125,98 in  
D: 62,99 in  
H: 29,13 in



PORTE S1 J1614NKT  
L: 55,12-65,87 in  
D: 62,99-81,89 in  
H: 29,13 in




PORTE S1 K1614NKT / K1616NKT  
L: 55,12-1673 / 62,99-73,74 in  
D: 62,99-114,17 in  
H: 29,13 in



PORTE S1 M1642NKT / M1648NKT  
L: 165,35 / 188,98 in  
D: 62,99 in  
H: 29,13 in



PORTE S1 P0826LK  
L: 102,36 in  
D: 31,50 in  
H: 29,13 in



PORTE S1 P0826RK  
L: 102,36 in  
D: 31,50 in  
H: 29,13 in



# THRESHOLD

Design | Faruk Malhan & Koray Malhan

Threshold table series draws attention with its special leg design and waterfall detail on the edge of the table top surface. If you need extra storage space, an extra unit can be added externally on the side etagere. This approach allows flexible use of desk and storage items for new configurations.





In the product family, lacquered, laminate and electrostatic powder coating surfaces are offered with rich color options. There is an under-table cabinet with lockable drawers on the sides of the table and a concealment panel under the table. In addition to the table types of the Threshold family, there are also options in the storage category.









Threshold solves a serious  
 Restaurant Cleanliness  
 - issue in the  
 long run because  
 = health  
 issue

Usage: fit

1. Celebrate why is it relevant

2. What is the issue for the user

3. Task What was the task

efficiently

Form Aesthetics



THRESHOLD SO AO\_0812N / AO\_0814N / AO\_0816N / AO\_0818N  
L: 45,87 / 53,74 / 61,61 / 69,49 in  
D: 31,50 in  
H: 29,13 in



THRESHOLD SO A1\_0812N / A1\_0814N / A1\_0816N / A1\_0818N  
L: 46,57 / 54,45 / 62,32 / 70,20 in  
D: 31,50 in  
H: 29,13 in



THRESHOLD SO A2\_0812N / A2\_0814N / A2\_0816N / A2\_0818N  
L: 47,24 / 55,12 / 62,99 / 70,87 in  
D: 31,50 in  
H: 29,13 in



THRESHOLD SO GO\_1612N / GO\_1614N / GO\_1616N / GO\_1618N  
L: 45,87 / 53,74 / 61,61 / 69,49 in  
D: 62,99 in  
H: 29,13 in



THRESHOLD SO G1\_1612N / G1\_1614N / G1\_1616N / G1\_1618N  
L: 46,57 / 54,45 / 62,32 / 70,20 in  
D: 62,99 in  
H: 29,13 in



THRESHOLD SO G2\_1612N / G2\_1614N / G2\_1616N / G2\_1618N  
L: 47,24 / 55,12 / 62,99 / 70,87 in  
D: 62,99 in  
H: 29,13 in



THRESHOLD SO C1\_0814L / C1\_0816L  
L: 54,45-66,42 / 62,32-74,29 in  
D: 31,50-49,02 in  
H: 29,13 in



THRESHOLD SO C1\_0814L / C1\_0816L  
L: 54,45-66,42 / 62,32-74,29 in  
D: 31,50-49,02 in  
H: 29,13 in



THRESHOLD SO D1\_0814L / D1\_0816L / D1\_0818L  
L: 54,45-66,42 / 62,32-74,29 in / 70,20-82,17 in  
D: 31,50-65,16 in  
H: 29,13 in




THRESHOLD SO D1\_0814R / D1\_0816R / D1\_0818R  
L: 54,45-66,42 / 62,32-74,29 / 70,20-82,17 in  
D: 31,50-65,16 in  
H: 29,13 in



THRESHOLD SO J1\_1614N / J1\_1616N  
L: 54,45-65,79 / 62,32-73,66 in  
D: 62,99-85,04 in  
H: 29,13 in



THRESHOLD SO K1\_1614N / K1\_1616N  
L: 54,45-65,79 / 62,32-73,66 in  
D: 62,99-117,32 in  
H: 29,13 in



THRESHOLD SO MPS900 /  
MPS1060 / MPS1100 / MPS1260 /  
MPS1300 / MPS1460 / MPS1500  
L: 35,35 / 41,73 / 43,23 / 49,61 /  
51,10 / 57,48 / 58,98 in  
D: 0,06 in  
H: 14,06 in



THRESHOLD SO UDD690  
L: 27,17 in  
D: 12,99 in  
H: 18,74 in



THRESHOLD SO UDG1020  
L: 40,16 in  
D: 12,99 in  
H: 18,74 in





## **meeting tables**

# CONVIVIUM

Design | Faruk Malhan

The Convivium series is a table series that includes an executive table and a meeting table that can be accommodate from eight to eighteen people. It is designed in oval form to facilitate communication between meeting participants.





MDF laminate or wood veneered table top, epoxy painted metal frame and middle leg, wood veneered or epoxy painted aluminum profile leg, epoxy painted metal or wood veneered cable cover. In coated tables, cable covers are coated in the same color as the table and in laminate tables, they are epoxy painted in the same color as the legs. Cable management is organized in such a way that it reaches the cable trays under the table through the special mid-leg structure and from there to the user with cable covers.





CONVIVIUM TPL SO TM160 /  
TM130  
L: 62,99 / 51,18 in  
D: 62,99 / 51,18 in  
H: 29,53 in



CONVIVIUM TPL SO TM160Y /  
TM130Y  
L: 62,99 / 51,18 in  
D: 62,99 / 51,18 in  
H: 29,53 in



CONVIVIUM TPL SO TM240  
L: 94,49 in  
D: 43,31 in  
H: 29,53 in



CONVIVIUM TPL SO TM300 /  
TM360  
L: 118,11/ 141,73 in  
D: 45,28/ 47,01 in  
H: 29,53 in



CONVIVIUM TPL SO TM420 /  
TM480  
L: 165,35 / 188,98 in  
D: 48,98 / 50,94 in  
H: 29,53 in



CONVIVIUM TPL SO TM600  
L: 236,22  
D: 55,12 in  
H: 29,92 in



CONVIVIUM TPL SO TM720  
L: 283,46 in  
D: 59,06  
H: 29,92 in





# GLENN

Design | Koray Malhan

The Glenn table is a family of tables designed for large gatherings from 12 to 36 people. With its geometric dimensions, it easily adapts to the interior architecture of different offices.





Top tables are available in 3 different natural wood veneer options. The thin edge covers of the leg units are covered with natural wood to harmonize the leg and table surface. Genuine leather surfaces are used in the center of the table top and on the legs. The feet with natural leather detailing offer a stylish solution to cable density.





GLENN TPL SO TM480 / TM600

L: 188,98 / 236,22 in

D: 68,90 / 72,83 in

H: 29,53 in



GLENN TPL SO TM720

L: 283,46 in

D: 76,77 in

H: 29,53 in



# PARTITA

Design | Faruk Malhan

Partita meeting tables are designed with modulation to allow various sizes for different numbers of participants. Preserving the integrity of the design, the meeting tables added to the Partita family also use crossed legs, which are the basic feature of the series.





Tops are available in natural veneer or laminate. Legs are produced as wood veneer on aluminum. Cable covers are offered as epoxy painted or wood veneered according to the color of the table top on specially designed aluminum profile. Users can easily access all sockets through the covers along the center line of the table. The table top has a special Knife edge detail on all edges and the edges are polished with natural lacquer.





PARTITA S2 TM300 / TM360 /  
TM420 / TM480  
L: 118,11 / 141,73 / 165,35 / 188,98 in  
D: 47,64 in  
H: 29,13 in



PARTITA S2 TM600  
L: 236,22 in  
D: 47,64 in  
H: 29,13 in



PARTITA S2 TM720  
L: 283,46 in  
D: 47,64 in  
H: 29,13 in





# PORTE


Design | Faruk Malhan

Porte is designed to provide significant freedoms to the worker through economies of space.





Porte meeting tables are designed for co-working and meeting spaces as a continuation of the main series designed for workspaces. The specially designed epoxy painted steel legs create an elegant appearance and allow the table size to be utilized with maximum seating space.







**common area tables**

# CANTATA

Design | Faruk Malhan

Cantata is a suitable alternative for use in public areas, classrooms, cafeterias, cafes and waiting areas. It attracts attention with its simple design.





Cantata table series table top is laminate over MDF and is offered with chrome plated or epoxy painted metal leg options. Thanks to the specially designed connection details that allow the feet to stand at an angle.





CANTATA S2 ABM 900

L: 35,43 in  
D: 35,43 in  
H: 43,31 in



CANTATA S2 AMD0609

L: 35,43 in  
D: 23,62 in  
H: 29,53 in



CANTATA S2 AMK 900

L: 35,43 in  
D: 35,43 in  
H: 29,53 in



CANTATA S2 AMY 900

L: 35,43 in  
D: 35,43 in  
H: 29,53 in





# SWAN

Design | Koray Malhan

Adding value to workspaces, Swan combines an elegant structure with practicality. Designed to be used in in-office trainings and presentations, the Swan seminar table can be recommended for use in corporate meeting and training spaces.







With its high mobility, this system allows for many different arrangements.

One of its key advantages is that its units are foldable, stackable and interconnectable. Thanks to the wheels with brakes, the table can be fixed when the movement of the table is completed.





SWAN S1 SWN0714 / SWN0716

L: 55,12 / 62,99 in

D: 27,56 in

H: 29,13 in




SWAN S1 SWN0714\_K /  
SWN0716\_K

L: 55,12 / 62,99 in

D: 27,56 in

H: 29,13 in



SWAN S1 MPA 1100 MODESTY /  
1300 MODESTY

L: 43,31 / 51,18 in

D: 0,71 in

H: 13,78 in



SWAN S1 MPF 1100 MODESTY /

1300 MODESTY

L: 43,31 / 51,18 in

D: 0,39 in

H: 13,78 in



SWAN S1 0707

L: 27,56 in

D: 27,56 in

H: 0,71 in



# GUAMBA

Design | Koray Malhan

Designed with public areas such as cafes and cafeterias in mind, this table series has features that allow it to be used as small meeting units in offices.





In the Guamba table series, various color, texture and material options are offered, and dimensions and geometries have been created to adapt to spaces of different sizes. Natural veneered or laminate wood, marble or glass tops for the table top and epoxy painted or anodized metal legs for the legs.





GUAMBA S4 AMK900

L: 35,43 in  
D: 35,43 in  
H: 29,13 in



GUAMBA S4 MMK900

L: 35,43 in  
D: 35,43 in  
H: 29,13 in



GUAMBA S4 CMK900

L: 35,43 in  
D: 35,43 in  
H: 29,13 in



GUAMBA S4 AMY600 /  
AMY900 / AMY1200

L: 23,62 / 35,43 / 47,24 in  
D: 23,62 / 35,43 / 47,24 in  
H: 29,13 in



GUAMBA S4 MMY600 /  
MMY900 / MMY1200

L: 23,62 / 35,43 / 47,24 in  
D: 23,62 / 35,43 / 47,24 in  
H: 29,13 in



GUAMBA S4 CMY600 / CMY900  
/ CMY1200

L: 23,62 / 35,43 / 47,24 in  
D: 23,62 / 35,43 / 47,24 in  
H: 29,13 in





# PARTITA

Design | Faruk Malhan

The Partita table is an elegant, original option for the rapidly growing number of standing meetings and quick meetings. The special leg design of the Partita table series, winner of the Design Turkey Outstanding Design Award, stands out even more elegantly in the bar table version with high legs.





It has laminate table top and shelf with wooden veneer legs on aluminum profile. Integrated on the rack is a USB port compatible with EU, UK, USA electrical systems.





PARTITA S1 PBM200 / PBM240

L: 78,74 / 94,49 in

D: 27,17 in

H: 42,13 in



PARTITA S1 PBM200USB /  
PBM240USB

L: 78,74 / 94,49 in


D: 27,17 in

H: 42,13 in









**coffee tables**

# GUAMBA

Design | Koray Malhan

Guamba by Koray Malhan is a coffee table group suitable for use as a center and side table. Thanks to its elegant, simple appearance and different sizes, it can be used in harmony with all seating systems.







Wood veneer, laminate, glass and marble tops with special surface protection coating can be preferred. 4 epoxy painted and anodized metal legs in different colors.





GUAMBA S4 ASK450

L: 17,72 in  
D: 17,72 in  
H: 19,69 in



GUAMBA S4 CSK450

L: 17,72 in  
D: 17,72 in  
H: 19,69 in



GUAMBA S4 MSK450

L: 17,72 in  
D: 17,72 in  
H: 19,88 in



GUAMBA S4 ASY600

L: 23,62 in  
D: 23,62 in  
H: 19,69 in



GUAMBA S4 CSY600

L: 23,62 in  
D: 23,62 in  
H: 19,69 in



GUAMBA S4 MSY600

L: 23,62 in  
D: 23,62 in  
H: 19,69 in



# LINE

Design | Tristan Lohner

line coffee tables, a modern take on shapes and sleek design through combining natural woods and metals





Line coffee table series stands out with its simplicity. It has 5 different colored laminate tops and 3 different colored metal legs. 3 height and quadrangular, round table forms.





LINE TRAY SO ASK1000H1  
/ ASK1000H2 / ASK1000H3  
L: 39,37 in  
D: 39,37 in  
H: 9,84 / 11,81 / 13,78 in



LINE TRAY SO ASK600H1  
/ ASK600H2 / ASK600H3  
L: 23,62 in  
D: 23,62 in  
H: 9,84 / 11,81 / 13,78 in



LINE TRAY SO ASK800H1  
/ ASK800H2 / ASK800H3  
L: 31,50 in  
D: 31,50 in  
H: 9,84 / 11,81 / 13,78 in



LINE TRAY SO ASY1000H1  
/ ASY1000H2 / ASY1000H3  
L: 39,37 in  
D: 39,37 in  
H: 9,84 / 11,81 / 13,78 in



LINE TRAY SO ASY600H1  
/ ASY600H2 / ASY600H3  
L: 23,62 in  
D: 23,62 in  
H: 9,84 / 11,81 / 13,78 in



LINE TRAY SO ASY800H1  
/ ASY800H2 / ASY800H3  
L: 31,50 in  
D: 31,50 in  
H: 9,84 / 11,81 / 13,78 in



LINE TRAY SO ASD1050H1  
/ ASD1050H2 / ASD1050H3  
L: 39,37 in  
D: 19,69 in  
H: 9,84 / 11,81 / 13,78 in





# NARCISSUS

Design | Koray Malhan

Narcissus coffee table is a product designed for waiting, welcoming and resting areas of executive groups. Thanks to the dynamic design on its legs, it adds a different interpretation to the space in terms of aesthetics.







It has a marble and natural wood veneer top and anthracite metal-colored legs.  
Marble table tops have special surface protection.





NARCISSUS S2 SYK12

L: 47,24 in

D: 47,24 in

H: 17,20 in



NARCISSUS S2 SYM12

L: 47,24 in

D: 47,24 in

H: 17,32 in



# PLAN

Design | Metrica

Plan, designed by the Italian design office Metrica for Koleksiyon, is a coffee table for work and common areas that allows for different combinations.





It has 4 different colors of marble, wood and metal table tops and 3 different colors of metal legs. Special marble table tops surface protection.





PLAN S1 AOS7050H2 /  
AOS7050H3  
L: 27,56 in  
D: 19,69 in  
H: 16,46 / 20,39 in



PLAN S1 AYSC450H2 /  
AYSC450H3  
L: 17,72 in  
D: 17,72 in  
H: 16,46 / 20,39 in



PLAN S1 AYSC650H2 /  
AYSC650H3  
L: 25,59 in  
D: 25,59 in  
H: 16,46 / 20,39 in



PLAN S1 MOS7050H2 /  
MOS7050H3  
L: 27,56 in  
D: 19,69 in  
H: 16,50 / 20,43 in



PLAN S1 MYSC450H2 /  
MYSC450H3  
L: 17,72 in  
D: 17,72 in  
H: 16,50 / 20,43 in



PLAN S1 MYSC650H2 /  
MYSC650H3  
L: 25,59 in  
D: 25,59 in  
H: 16,50 / 20,43 in



PLAN S1 SYSC650H2 /  
SYSC650H3  
L: 25,59 in  
D: 25,59 in  
H: 16,46 / 20,39 in





# RAY

Design | Studio Kairos

Designed by Studio Kairos, the Ray coffee table is a suitable alternative for use in offices, sitting areas and waiting areas. The thin surface edges give the coffee table a light design effect.



SIZE  
L: 500 mm  
D: 500 mm  
H: 456 mm





Ray, which has different color options, is a product that can adapt to every seating group.



# BREMEN

Design | Faruk Malhan

Three coffee tables and three solutions in one. Offering three different heights, this side table group offers single or multiple use options.





The model with the highest dimension can be used as a dining or laptop table next to the sofa, while the other two dimensions can be used as side tables. It is a functional design that saves space as well as preventing a messy appearance with its nestable design.





BREMEN S3 SH640 / SHY\_H640

L: 16,54 in  
D: 16,54 in  
H: 25,20 in



BREMEN S3 SH595 / SHD595

L: 16,54 in  
D: 14,17 in  
H: 23,43 in



BREMEN S3 SH550 / SHD550

L: 18,90 in  
D: 14,17 in  
H: 21,65 in



BREMEN S3 SET  
L: 41,73 / 80,31 in  
D: 40,16 in  
H: 29,92 in







# HILARA

Design | Faruk Malhan

With its elegant yet powerful design, it is one of the most important complementary elements of modern work and living spaces: Hilara Coffee Table.





Melamine tops in square and circular forms, positioned on thin and elegant solid legs, are offered in various color alternatives. The assembly of the legs to the trays can be completed by rotating them without the use of any tools.





HILARA S1 CTH90X90 /  
CTH120X120  
L: 35,43 / 47,24 in  
D: 35,43 / 47,24 in  
H: 17,99 in



HILARA S1 CTH68X90  
L: 26,77 in  
D: 35,43 in  
H: 17,99 in



HILARA S1 CTHCAP60  
L: 23,62 in  
D: 23,62 in  
H: 17,99 in





# LALUCE

Design | Faruk Malhan

Designed by Faruk Malhan, Laluce has an elegant marble/wood veneer look on wood veneered legs.





It adds warmth to your living spaces with natural wood, veneer or marble options. The marble top is covered with a special surface protection to make it resistant to stains and scratches.





LALUCE S2 CTL120X120M /  
CTL68X68M  
L: 26,77 / 47,24 in  
D: 26,77 / 47,24 in  
H: 15,75 in



LALUCE S2 CTL140X90M  
L: 55,12 in  
D: 35,43 in  
H: 15,75 in



LALUCE S2 CTL160X102M  
L: 62,99 in  
D: 40,16 in  
H: 15,75 in



LALUCE S2 CTL120X120V /  
CTL68X68V  
L: 26,77 / 47,24 in  
D: 26,77 / 47,24 in  
H: 15,75 in



LALUCE S2 CTL140X90V  
L: 55,12 in  
D: 35,43 in  
H: 15,75 in



LALUCE S2 CTL160X102M  
L: 62,99 in  
D: 40,16 in  
H: 15,75 in





# MADRIGAL

Design | Faruk Malhan

The designs in the Madrigal family combine the elegance of the Renaissance, the mystery and polyphony of the Baroque with comfort and welcome you to your living room.





Madrigal coffee table, which has different geometric forms and sleek metal legs giving it a floating appearance.





MADRIGAL S2 SH1408

L: 55,12 in  
D: 31,50 in  
H: 14,17 in



MADRIGAL S2 SH1607

L: 62,99 in  
D: 27,56 in  
H: 14,17 in



MADRIGAL S2 SHCAP1200

L: 31,50 in  
D: 35,43 in  
H: 14,17 in



MADRIGAL S2 SHK800

L: 31,50 in  
D: 31,50 in  
H: 14,17 in





# PLINTH

Design | Koray Malhan

Plinth, with its unique harmony of veneer and glass, has been designed with work and communal spaces in mind.





The combination of two different elements in veneer or glass gives the design a natural warmth. The plinth houses a service area of equal height with the surrounding seating areas.





PLINTH SO TRAY PC60

L: 23,62 in

D: 23,62 in

H: 23,62 in



PLINTH SO TRAY PC120 / PC140

L: 47,24 / 55,12 in

D: 17,72 in

H: 19,69 in



PLINTH SO TRAY PA150 / PA170

L: 59,06 / 66,93 in

D: 19,69 in

H: 15,75 in



# SABA

Design | Faruk Malhan

The spirit of tradition in contemporary living environments...  
This design can easily find its place in homes as well as in hotels,  
executive waiting areas and rooms.





Saba coffee table is the application of classic lines to living spaces with its glass top table, wooden bottom table and its stance designed to be suspended.





SABA S1 CTS140G

L: 55,12 in

D: 38,74 in

H: 17,72 in



SABA S1 CTS1610

L: 62,99 in

D: 42,60 in

H: 17,72 in





# TERNA

Design | Studio Kairos

Terna is a coffee table group consisting of modules with different forms and heights that can be used both as a center and side table. It stands out with its slim-looking table top and asymmetrical geometric legs.





Terna consists of a thin sectioned wooden or marble table and metal legs. Available in laminate, veneer or marble, the table can be produced in round or square forms. The legs that carry this tray complement the different geometries asymmetrically. Epoxy painted metal material is used on these geometric legs that are cross-linked to each other.





TERNA SO CAP45X55 /  
CAP45X55M

L: 17,72 in  
D: 17,72 in  
H: 21,65 / 21,81 in



TERNA SO CAP60X45 /  
CAP60X45M

L: 23,62 in  
D: 23,62 in  
H: 17,72 / 17,87 in



TERNA SO CAP90X38 /  
CAP90X38M

L: 35,43 in  
D: 35,43 in  
H: 14,96 / 15,12 in



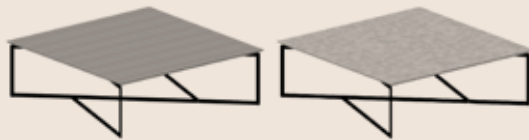
TERNA SO E130X38 / E130X38M

L: 51,18 in  
D: 23,62 in  
H: 14,96 / 15,12 in



TERNA SO E160X38 / E160X38M

L: 62,99 in  
D: 27,56 in  
H: 14,96 / 15,12 in



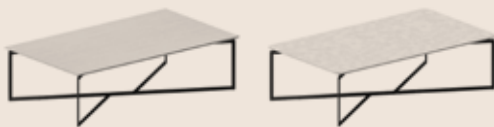
TERNA SO K120X38 / K120X38M

L: 47,24 in  
D: 47,24 in  
H: 14,96 / 15,12 in



TERNA SO K90X38 / K90X38M

L: 35,43 in  
D: 35,43 in  
H: 14,96 / 15,12 in



TERNA SO D140X38 / D140X38M

L: 55,12 in  
D: 31,50 in  
H: 14,96 / 15,12 in





GRAPHIC DESIGN

Beril Taşođlu

RENDER

Berat Ölmez/Berke Göbölük/Nevzat Topbaş

PHOTOGRAPHY

Ayça Kobanbay/Cemal Emden/Gürkan Akay/Onur Kolkır/Saner Şen/Korhan Karaoysal

Thomas Mayer/Marlene Delcambre/Mark Cocksedge/Kelvin Cuff/Rafael Gamo

MARCH 2023  
The products are design registered and all rights belong to Koleksiyon®.  
No document in this brochure may be reproduced without the written permission of the company.



For more information  
[www.koleksiyon.us](http://www.koleksiyon.us)

